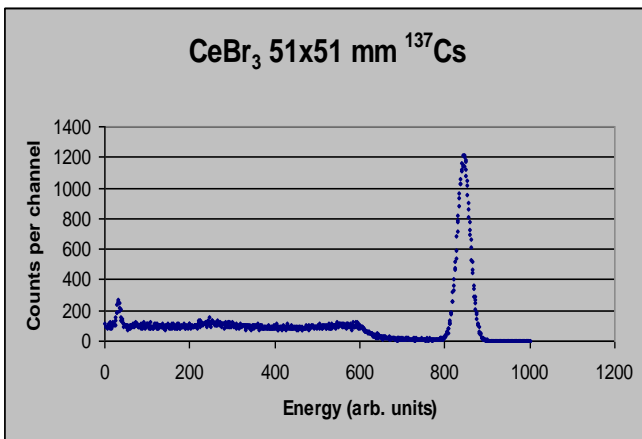


High resolution low background CeBr₃ scintillators

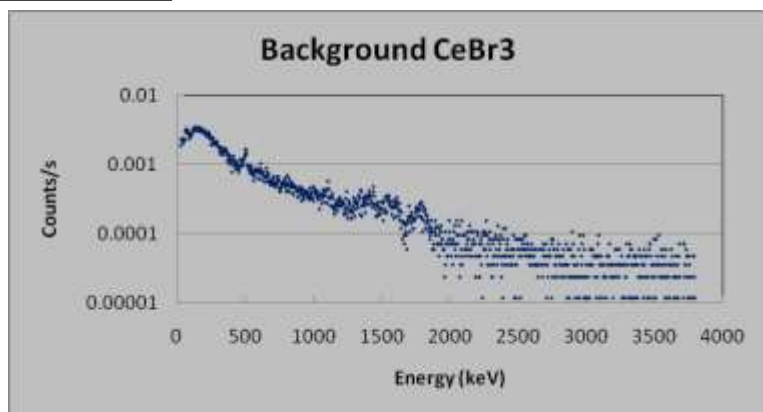
CeBr₃ scintillation crystals offer an alternative to NaI(Tl) crystals for high resolution gamma spectrometry. Above an energy of 200 keV, the resolution is superior to NaI(Tl). CeBr₃ scintillation detectors do not suffer from the intrinsic La-138 background typical for La-halide scintillators.

- Density** : 5.2 g/cc
- Maximum emission** : 380 nm
- Decay time (typical)** : 18-20 ns
- Size** : up to 102 mm diameter, 127 mm length




Typical pulse height spectrum

Background spectrum
Inside 100 mm Lead shield



Typical energy resolution (FWHM) in % :

Energy (keV)	Nal(Tl)	CeBr ₃
30	18	20
60	11	13
81	10	11
122	8.5	8
356	8	5
662	7	4
1332	5	3
2600	4	2



76 x 76 mm CeBr₃ crystals under ambient and UV light

Intrinsic background in the Ac-227 complex

CeBr₃ crystals are characterized by a very small intrinsic background due to the presence of Ac-227. This results in a number of peaks between 1500 and 2200 keV. Standard CeBr₃ has a count rate of 0.025 c/s/cc; ultra-low background CeBr₃ < 0.001 c/s/cc.

References :
 Quarati et al. NIM A 729 (2013) pp 596-604
 L.M. Fraile et al. NIM A 701 (2013) pp 235 - 242
 U. Ackermann et al. NIM A 786 (2015) pp 5-11